



Technical data sheet

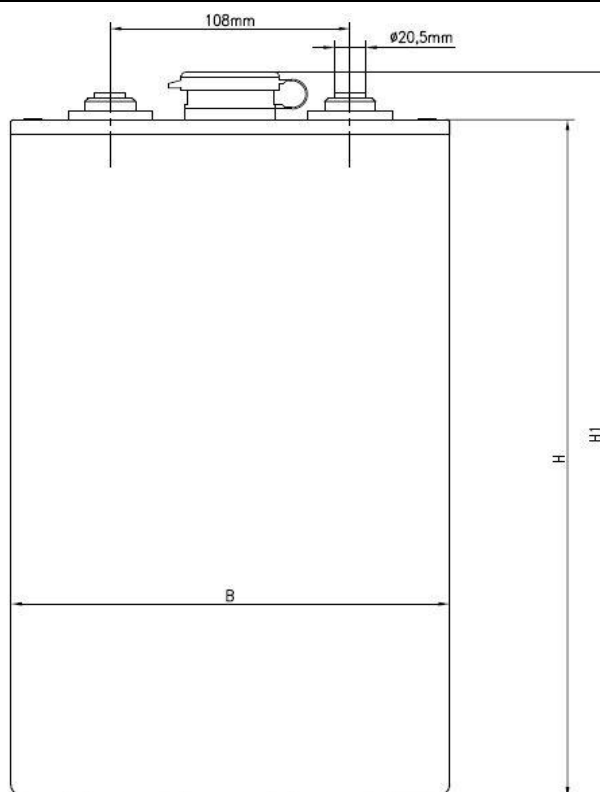
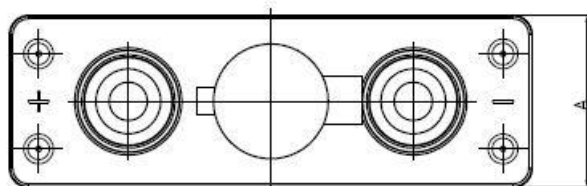
Traction cells



Cell type (DIN)	3PzS315	Cell type (Watta)	W315L
		Product code	

Specification	
Nominal voltage	2 V
Capacity@30°C	315 Ah@5hr to 1.70V/cell
Charge condition	Wet
Weight without acid	13.8 kg ± 5%
Weight with acid	18.4 kg ± 5%
<i>Dimensions (see on drawing)</i>	
Width (A)	65 ± 2 mm
Length (B)	198 ± 2 mm
Height (H)	513 ± 2 mm
Total height (H _t)	540 ± 2 mm
Container material	PP
Box color	Black
Lid color	Grey
Terminal pole type	Bolt-on
Bolt size	M10
Electrolyte spec density at 30°C	1.29 ± 0.01 g/cm ³
Cell properties	
Number of + plates	3
Number of - plates	4
Positive plate capacity	105 Ah

Characteristics	
Rated capacity@30°C	315Ah/63A (5h, 1.70V/cell) 157.5Ah/315A (0.5h, 1.50V/cell)
Operating temp. range	Charge, discharge: 10 - 45°C Storage: 5 - 40°C
Cycle life	≥ 1500 cycles
Cycle use	Initial charg. current: < 47 A Voltage: 2.4 ~ 2.5V at 25°C Temp. Coefficient : -5mV/°C
Capacity affected by temperature	103% 40°C 100% 30°C 86% 0°C
Self discharge	Less than 8% C5 after storage for 1 month at 20°C, then a charge is required. For higher temperature, the time interval will be shorter
Construction	<ul style="list-style-type: none"> • Nonwoven gauntlet • Flexible fully isolated connector • Plugs with electrolyte level indication • High quality separator for higher porosity and lower electrical resistance



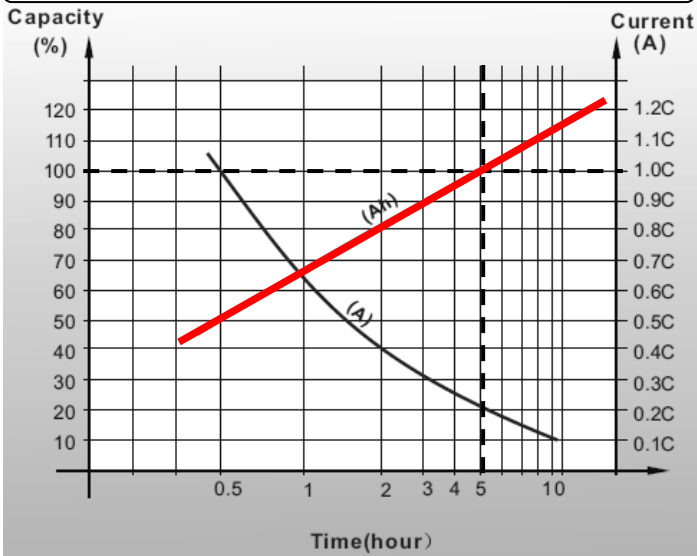


Technical data sheet

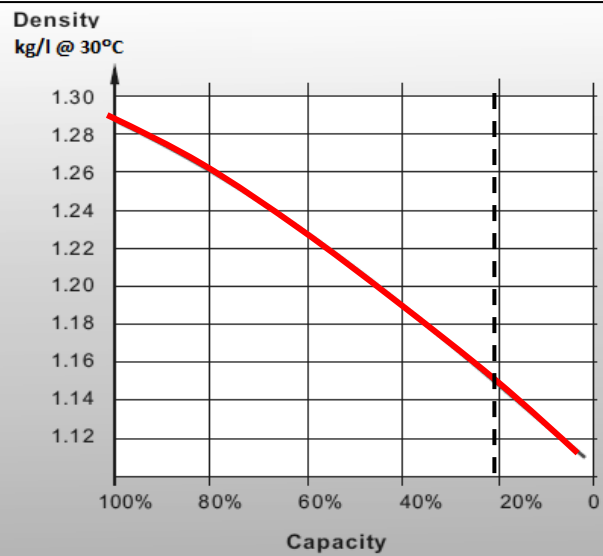
Traction cells



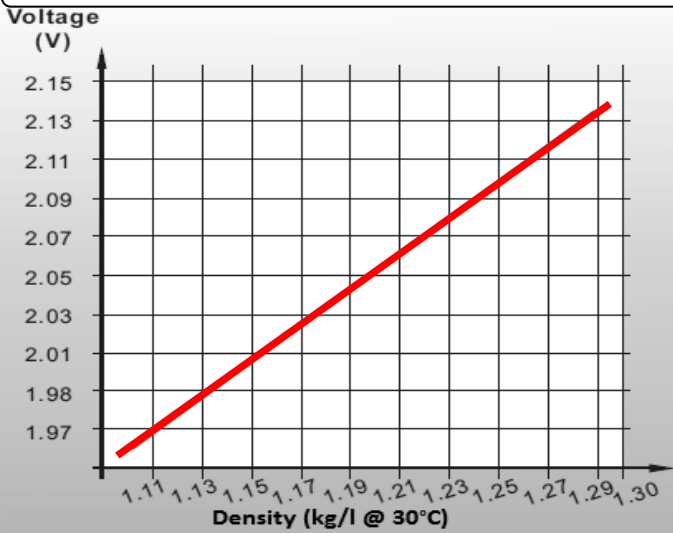
Discharge characteristic



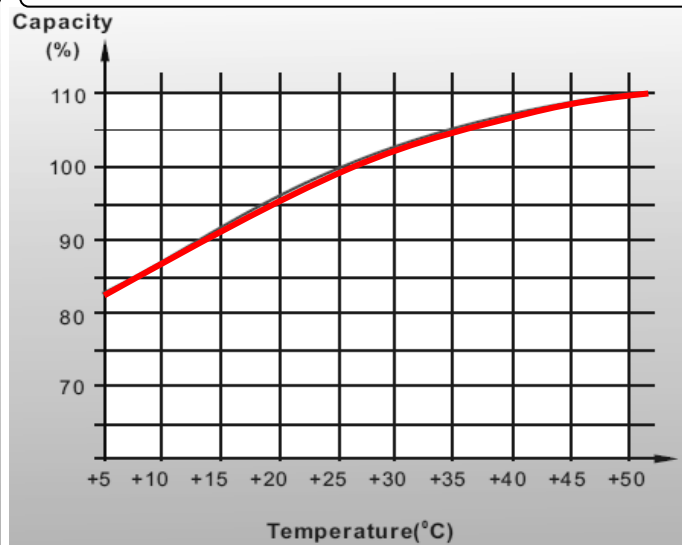
Density in relation to Capacity



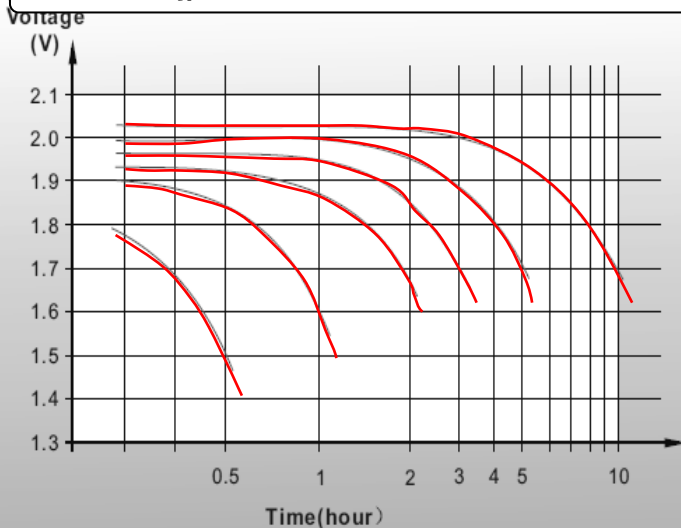
Density in relation to Voltage



Capacity in relation to Temperature



Discharge characteristic



Cycle life in relation to Depth of discharge

